

# GLOBAL CORRUPTION INDEX 2023

**Measure**  
of risks  
For 196 countries

In order to provide compliance officers with the appropriate tools, Global Risk Profile has developed a unique measure of worldwide corruption.

The Global Corruption Index (GCI) allows the identification and classification of a party's risk exposure depending on its geographical localization, in compliance with current legal requirements such as the French law "Sapin II". The GCI is based on 43 open source datasets that exclusively originate from internationally recognized entities.

With the objective to allow users to evaluate and compare country results between them, data were standardized and aggregated to a 0-100 scale, where 0 corresponds to the lowest risk and 100 corresponds to the highest risk.

Encompassing as much as 196 countries and territories, the Global Corruption Index stands out for its global approach. Its results display the risk exposure deriving from both the public and private sectors. The GCI also includes issues related to white collar crimes, and more specifically to money-laundering and terrorism financing.

Dynamic and functional, the Global Corruption Index can be adjusted depending on the specific issues or challenges faced by anti-fraud professionals. A flexible and easy to adapt weighting is provided, allowing a focus on more sensitive indicators.

As corruption can't be directly estimated, it is a challenging dimension to measure. In this regard, the GCI relies on various methods for collecting data reflecting the variety of ways available to estimate corruption, to further the objective of providing our clients with estimates as close as possible to real values. These methods notably include both soft data obtained through surveys (of perception, of experience) and hard data collected at the state or supranational level.

6 indicators are considered to calculate the GCI, 4 focused on corruption and 2 on white collar crimes:

1. The ratification status of key conventions (OECD, UN)
2. The level of perceived public corruption (Transparency International's Corruption Index, World Bank data, World Justice Project Organisation data)
3. The reported experience of public and private corruption (Transparency International's Global Corruption Barometer, World Bank's Enterprise Survey)
4. A selection of country characteristics closely linked to corruption
5. White Collar Crime standards
6. Money laundering and terrorism financing

Country characteristics are meant to capture prevention mechanisms, related effects, causal effects and consequential effects, with the objective of unearthing latent corruption information. This indicator is divided into 4 groups of data:

- Citizen's voice and Transparency
- Government Functioning and Effectiveness
- Judicial Context
- Political Context

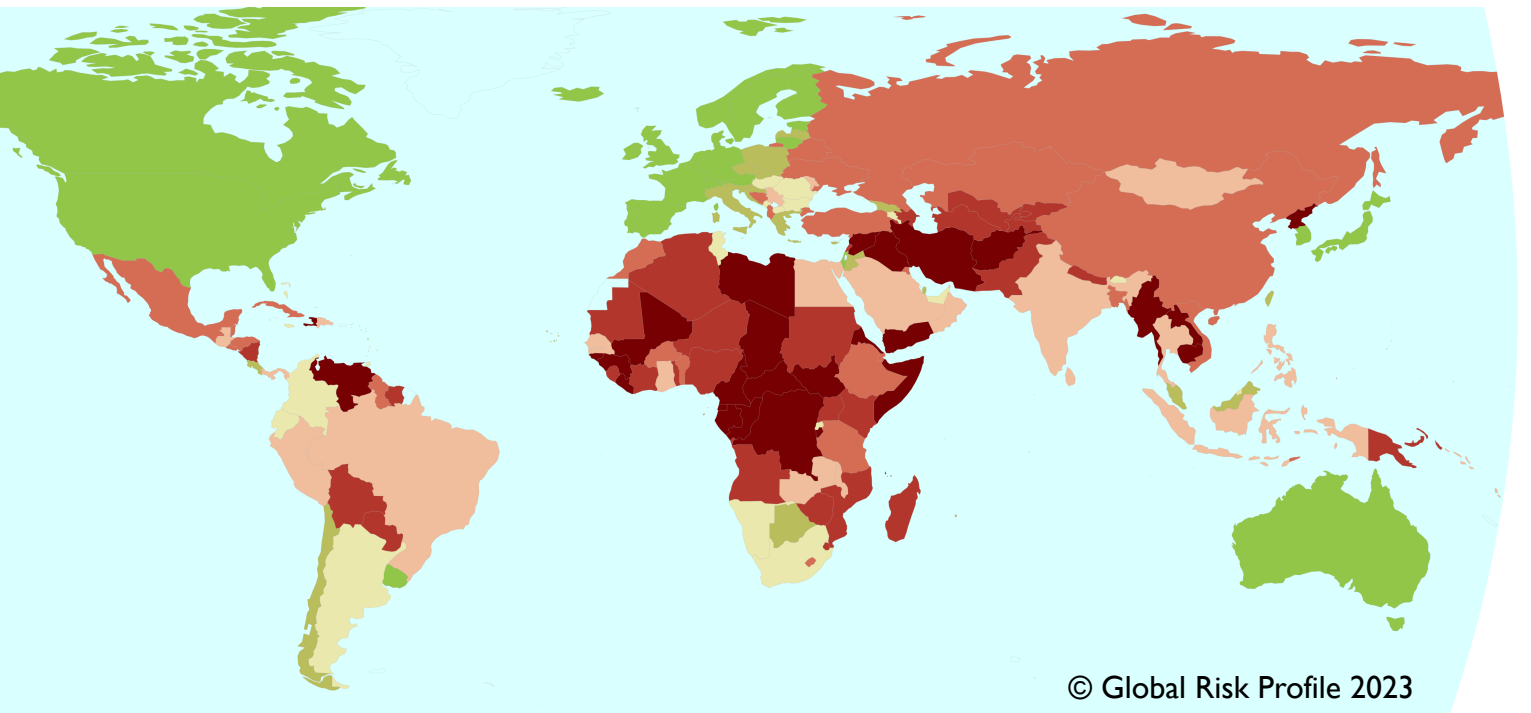


Evaluates **196** countries based on **43** carefully selected datasets that exclusively originate from **11** internationally recognized entities :

- The UN
- The FATF
- The World Bank
- Transparency International
- The Global Initiative
- The OECD
- The World Justice Project Organisation
- The Economist Intelligence Unit (EIU)
- The Basel Institute on Governance
- The International Budget Partnership (IBP)
- The World Economic Forum (WEF)

Low Risk

High Risk



Our measure considers **6** different indicators grouped together in order to expose the hidden level of corruption for each country considered:

- Ratification Status of Key Conventions
- Corruption Perception
- Corruption Experience
- Country Characteristics
- White Collar Crime standards
- Money laundering and terrorism financing

# Ranking Overview

## Where are your partners located ?

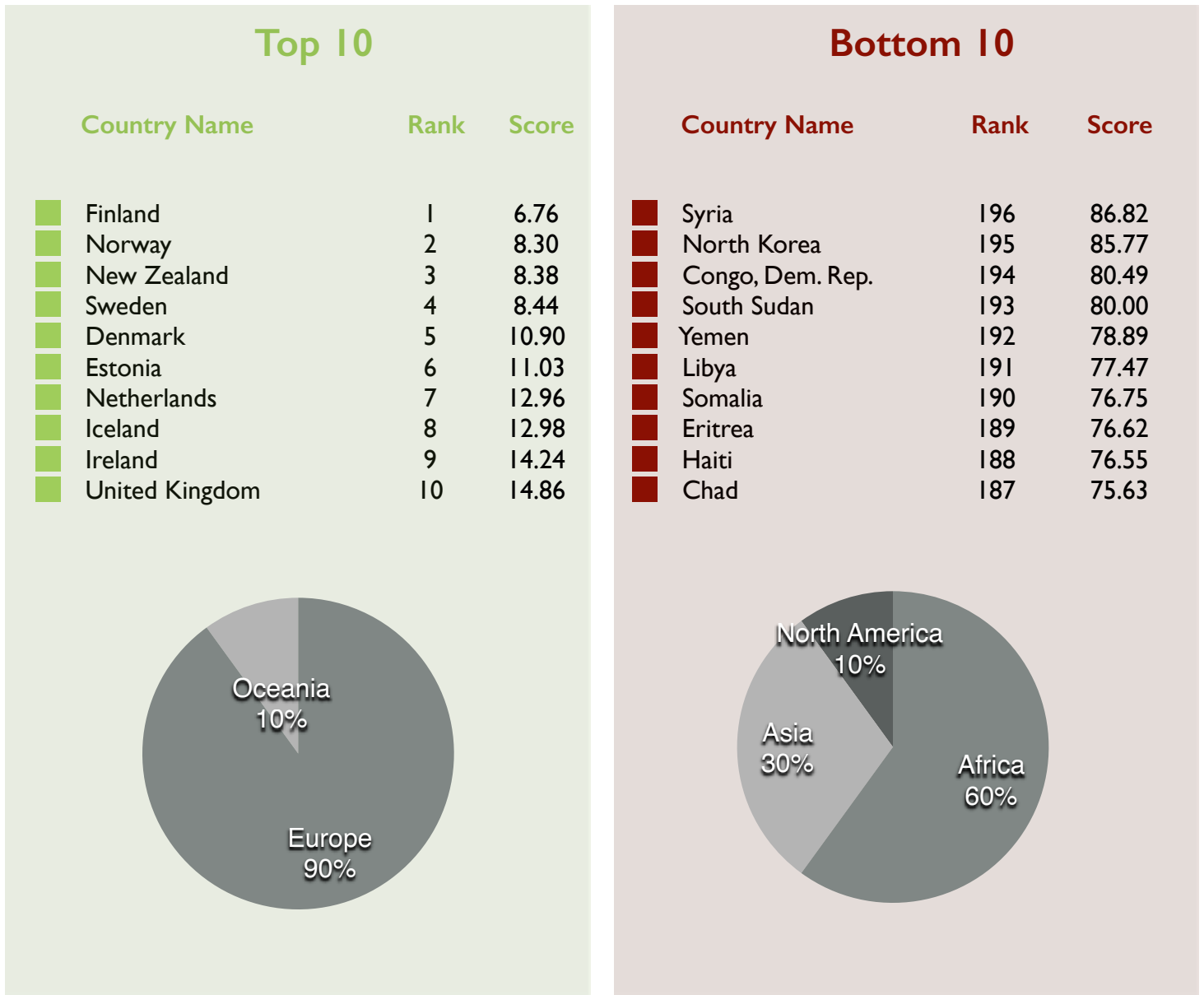
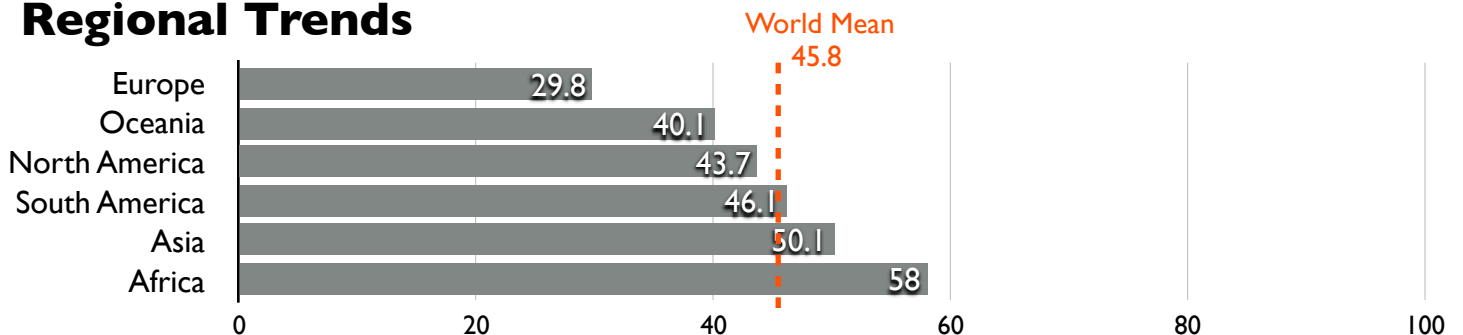


FIGURE I

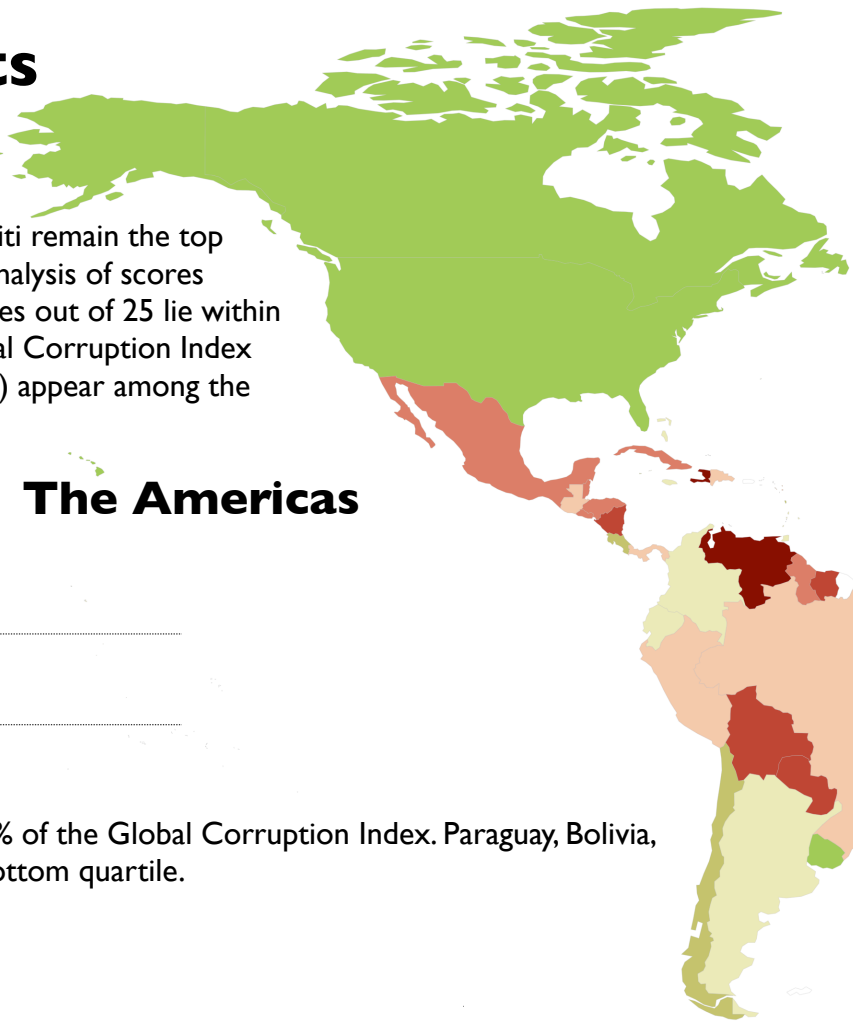
© Global Risk Profile 2023

## Regional Trends



# Regional Contrasts

## Top and Bottom

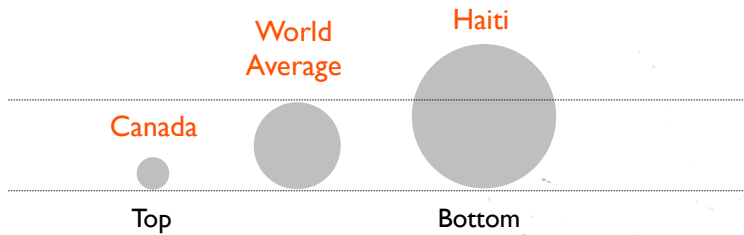


North America

In North America, both Canada and Haiti remain the top and bottom performers respectively. Analysis of scores indicate that 5 North American countries out of 25 lie within the first quartile (top 25%) of the Global Corruption Index and two countries (Nicaragua and Haiti) appear among the 25% less performing.

H-spread: 60 ranks

### The Americas



South America

Uruguay and Chile remain in the Top 25% of the Global Corruption Index. Paraguay, Bolivia, Suriname and Venezuela appear in the bottom quartile.

H-spread: 81 ranks

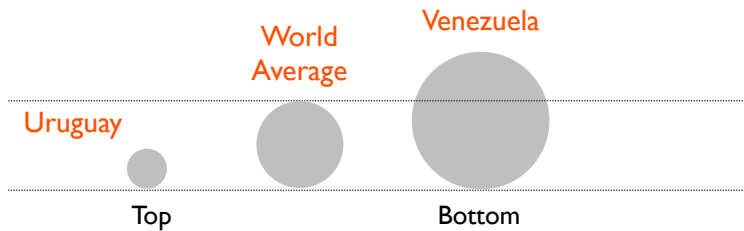
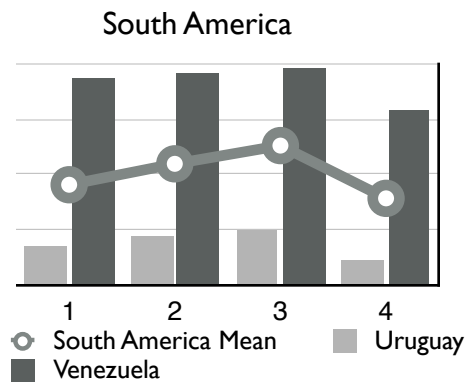
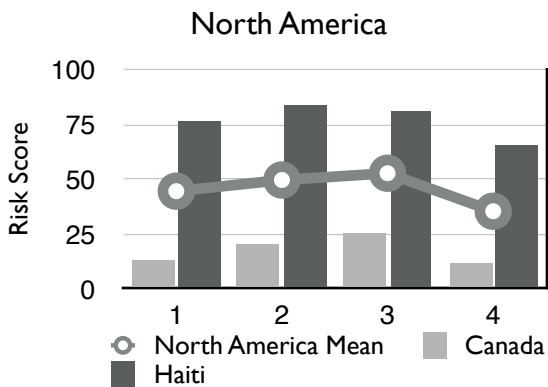


FIGURE 2

### Country Characteristics

- 1: Citizen's Voice and Transparency
- 2: Government Functioning and Effectiveness

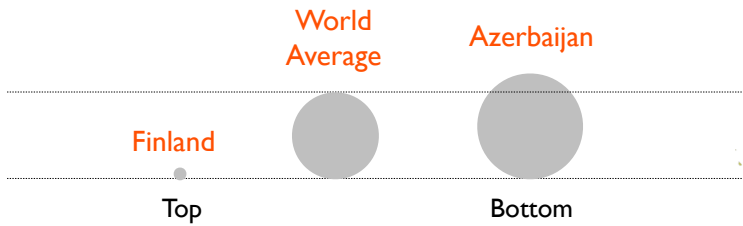
- 3: Legal Context
- 4: Political Context



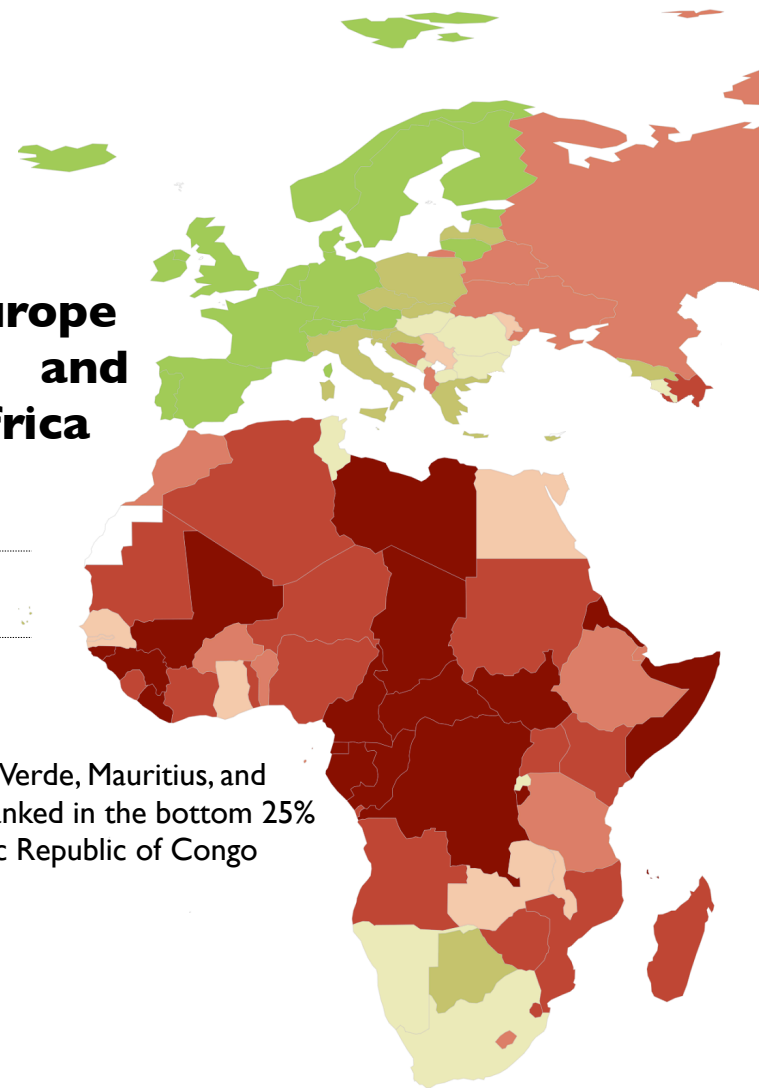
Europe

The European continent remains the best performer with 53% of its countries ranked among the top 25%. Finland reclaims the lead of the Global Corruption Index this year, followed by Norway, ranked 2nd.

Regional H-spread: 61 ranks



## Europe and Africa



Africa

The first quartile includes 3 African countries: Cabo Verde, Mauritius, and Botswana. More than half of African countries are ranked in the bottom 25% of the index. Libya, South Sudan, and the Democratic Republic of Congo figure at the bottom end of the Africa ranking.

Regional H-spread: 63 ranks

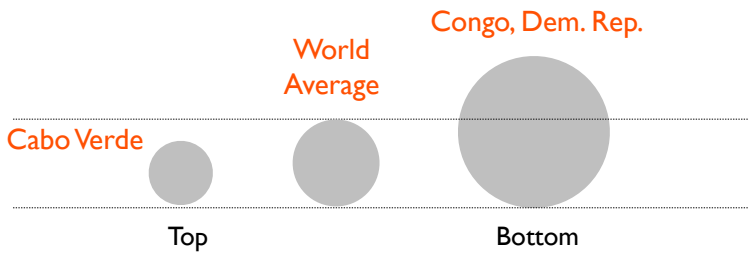
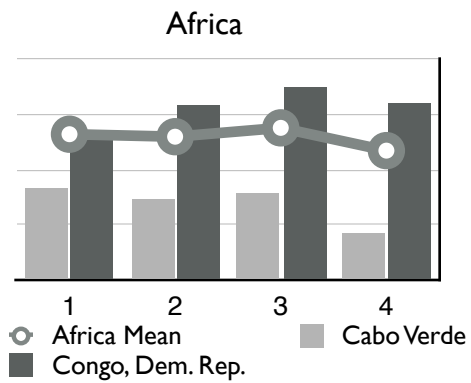
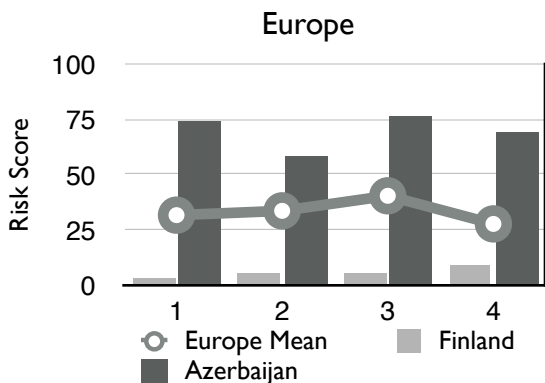
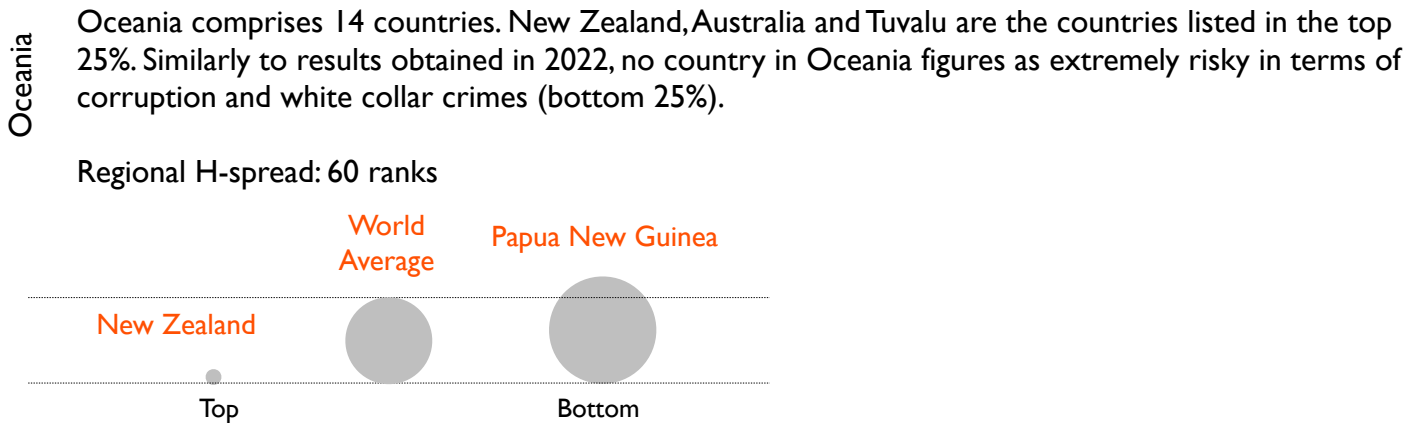
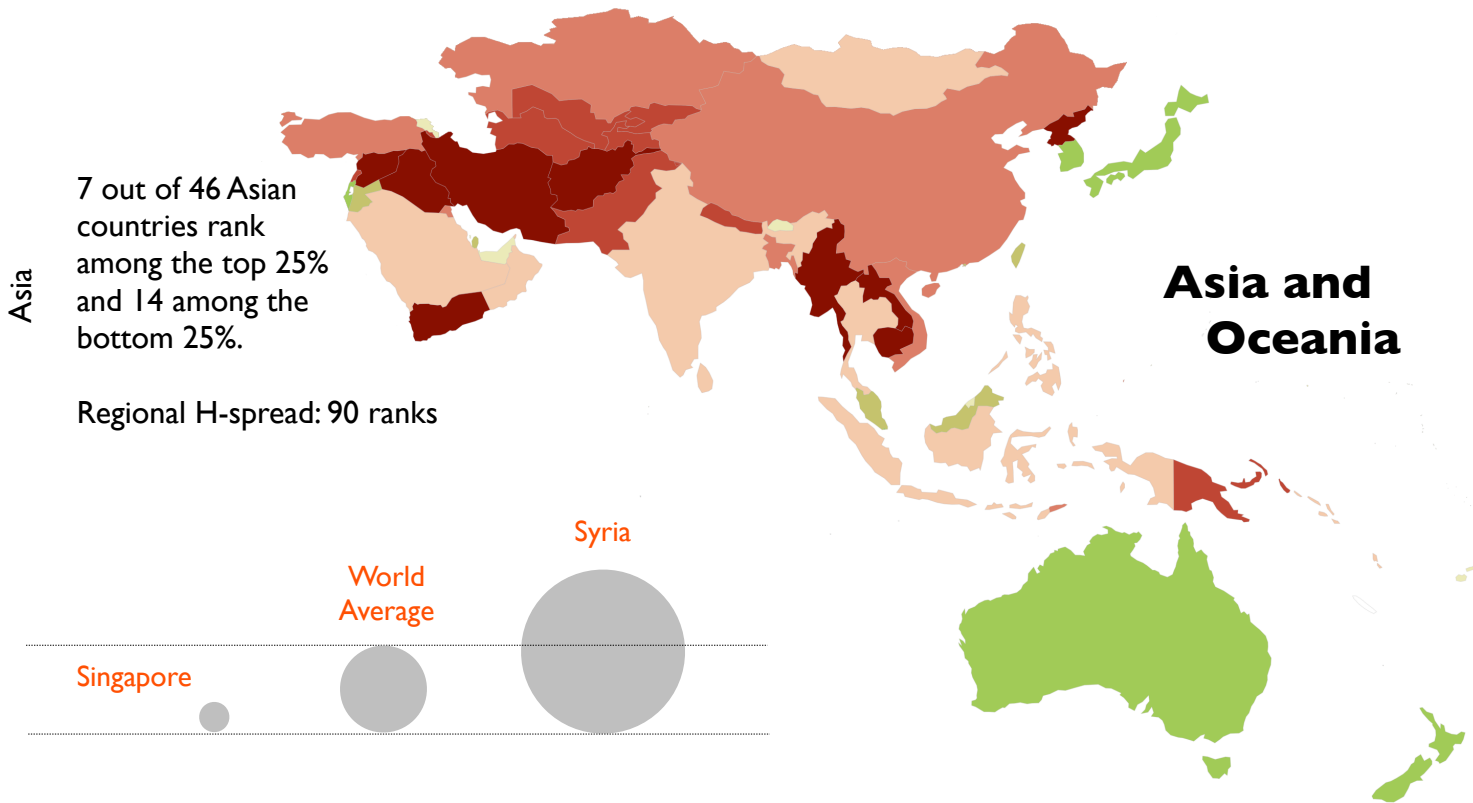


FIGURE 3  
Country Characteristics

- 1: Citizen's Voice and Transparency
- 2: Government Functioning and Effectiveness

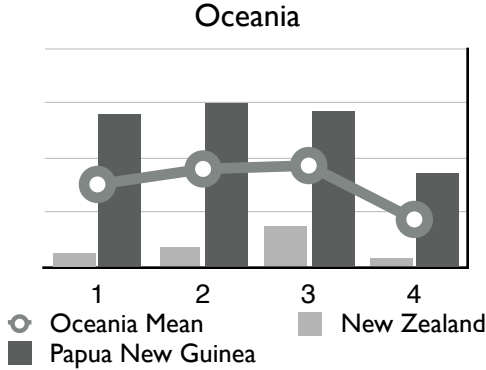
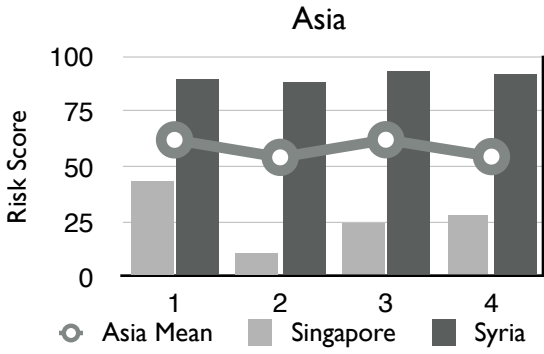
- 3: Judicial Context
- 4: Political Context





**FIGURE 4**  
**Country Characteristics**

- 1: Citizen's Voice and Transparency
- 2: Government Functioning and Effectiveness
- 3: Judicial Context
- 4: Political Context



# WHY GRP ?

Since 2009, we specialize in third party risk management, with Due Diligence at the core of our activities.

Our services cover a wide range of corporate needs, ranging from integrated compliance solutions to Due Diligence investigations with various coverage and scope, that can be easily integrated into any compliance process.

Our client service is enhanced by our geographic proximity to European companies. Always ready to meet our clients in person, we do our utmost to deliver a quality service.

We apply the highest standards in terms of confidentiality and data protection.

Attentive to our clients' needs, we continuously create and develop new solutions as well as offer customized services.

Many European leading firms have already found in our solutions a safeguard against threat risks and a convenient way to address regulatory requirements.

---

## Global Risk Profile (GRP)

Headquarters:

Chem. Auguste Vibert 14

1218 Le Grand-Saconnex,  
Geneva, Switzerland

Email. [info@risk-indexes.com](mailto:info@risk-indexes.com)

CH +41 (0) 22 794 39 11

FR +33 (0) 1 73 19 11 72

Index Research & Development  
Sonia THURNHERR, Lead Data Scientist

## Follow Us

Web. [www.risk-indexes.com](http://www.risk-indexes.com)

[www.globalriskprofile.com](http://www.globalriskprofile.com)

**GENEVA - PARIS - MILAN - TURIN - ATHENS**